




Large Size Universal Metal Lathe Torno Horizontal Lathe Machine Heavy Duty

Our Product Introduction

for more products please visit us on lathemach.com

Basic Information

- Place of Origin: China
- Brand Name: BAISHUN
- Certification: ISO
- Model Number: CW61250
- Minimum Order Quantity: 1 Set
- Price: Negotiation
- Packaging Details: Export standard wooden case package or Negotiation with customers
- Delivery Time: 65 working days
- Payment Terms: T/T, L/C, Western Union
- Supply Ability: 20 Set/Sets per Month




Product Specification

- Product Name: Universal Metal Lathe Torno Heavy Duty Horizontal Lathe Machine
- Type: CW61250
- Max.swing Over Bed: 2500mm
- Max.swing Over Carriage: 2100mm
- Max.weight Of Workpiece: 16000kg
- Display: DRO
- Key Words: Heavy Duty Horizontal Lathe Machine
- Bed Width: 1100mm
- Power: 22kw
- Color: Customized
- Highlight: large metal lathe, horizontal industrial lathe, metal lathe machine



More Images



Product Description

High Precision Universal Metal Lathe Torno Heavy Duty Horizontal Lathe Machine

Product Introduction:

The conventional heavy-duty horizontal lathe, it suitable for high speed steel hard alloy cutting tool, various materials shaft parts, cylindrical and disk-shaped parts processing. To achieve turning cylindrical, face grooving, cutting slot, cutting off, boring and turning inside and outside the cone and other processes.

The main transmission of the horizontal lathe machine for DC motor drive, the spindle speed is stepless speed regulation. So in the processing of different step and the work piece, it can obtain the reasonable cutting speed.

The feed system for the separation of transmission, use of SCR infinitely variable speed, wide variable speed range, under different processing conditions, it is able to choose the most reasonable feed amount, Machine tool guide ways after the processing of high frequency quenching and grinding process, it can improve the surface hardness and precision of machine tool, also have long service life.

Key Features:

1. The side wall of bed is constructed with double-rib Plates, and the shape of internal ribs is of box type and bevel ribs combination. The rigidity is higher than that fo ordinary lathes. The precision is stable. And these lathes can carry out strong force cutting.
2. On apron, there is a device ,operated by a single lever, used for rapid traverse of the carriage . Spindle's braking and rotating direction change is controlled by hydraulic system, or by hand operation, all to user's choice.
3. The saddle guide way is glued by "TSF" soft belt wear resisting materials.
4. On user's demand, we can equip the lathe with automatic feeding mechanism .The top slide can be used independently for turning of short cone. In combination with longitudinal feeding, it can also turn long taper surface.













111

Specification:

Technical items / Model	CW6163 / CW6263	CW6180Q / CW6280Q	CW6180B / CW6280B	CW61110Q / CW62110Q	CW61125Q / CW62125Q	CW61125B	CW61160B	CW61160	CW61200	CW61250
Swing diameter over bed	630mm	800mm	800mm	1100mm	1250mm	1250mm	1600mm	1600mm	2000mm	2500mm
Swing diameter over carriage /cross slide	350mm	480mm	480mm	800mm	920mm	860mm	1200mm	1200mm	1600mm	2100mm
Swing diameter over gap/saddle	CW6163-No gap	CW6180Q-No gap	CW6180B-No gap	CW61110Q--No gap	CW61125Q--No gap	No gap				
	CW6263-800mm	CW6280Q-1000mm	CW6280B-1000mm	CW62110Q--1300mm	CW62125Q-1500mm					
Max. Length of workpiece	1500mm; 2000mm; 3000mm;4000mm; 5000mm; 6000mm; 8000mm; 10000mm; 12000mm; 14000mm; 16000mm; 18000mm; 20000mm									
Max.weight of workpiece	2 tons	2 tons	2.5 tons	2.5 tons	2.5 tons	6 tons	6 tons	16 tons	16 tons	16 tons
Spindle hole diameter	105mm	105mm	105mm	105mm	105mm	130mm	130mm	130mm	130mm	130mm
Guide rail width	550mm	550mm	600mm	600mm	600mm	755mm	755mm	1100mm	1100mm	1100mm
Main motor power	11 kw	11 kw	11 kw	11 kw	11 kw	22 kw	22 kw	22 kw	22 kw	22 kw

Company Profile:

Henan Baishun Machinery Equipment Co., Ltd. is a professional manufacturer of machinery equipments with a long history. We can manufacture manual kind of horizontal lathe machine; CNC lathe machine; vertical lathe machine; roll lathe machine; facing lathe machine; deep hole drilling and boring machine, Plano miller, etc. Recent years we have new products, named Pole erection machine with post hole digger, which is very suitable in digging earth & erection of Electrical Poles. This compact solution can be quite useful for Pole erection as it helps in reduction of labour and increases the number of poles erected per day thereby significantly reducing the project time drastically. More safeties are provided in this machine compare to other local pole erector machines.





PRODUCTION WORKSHOP



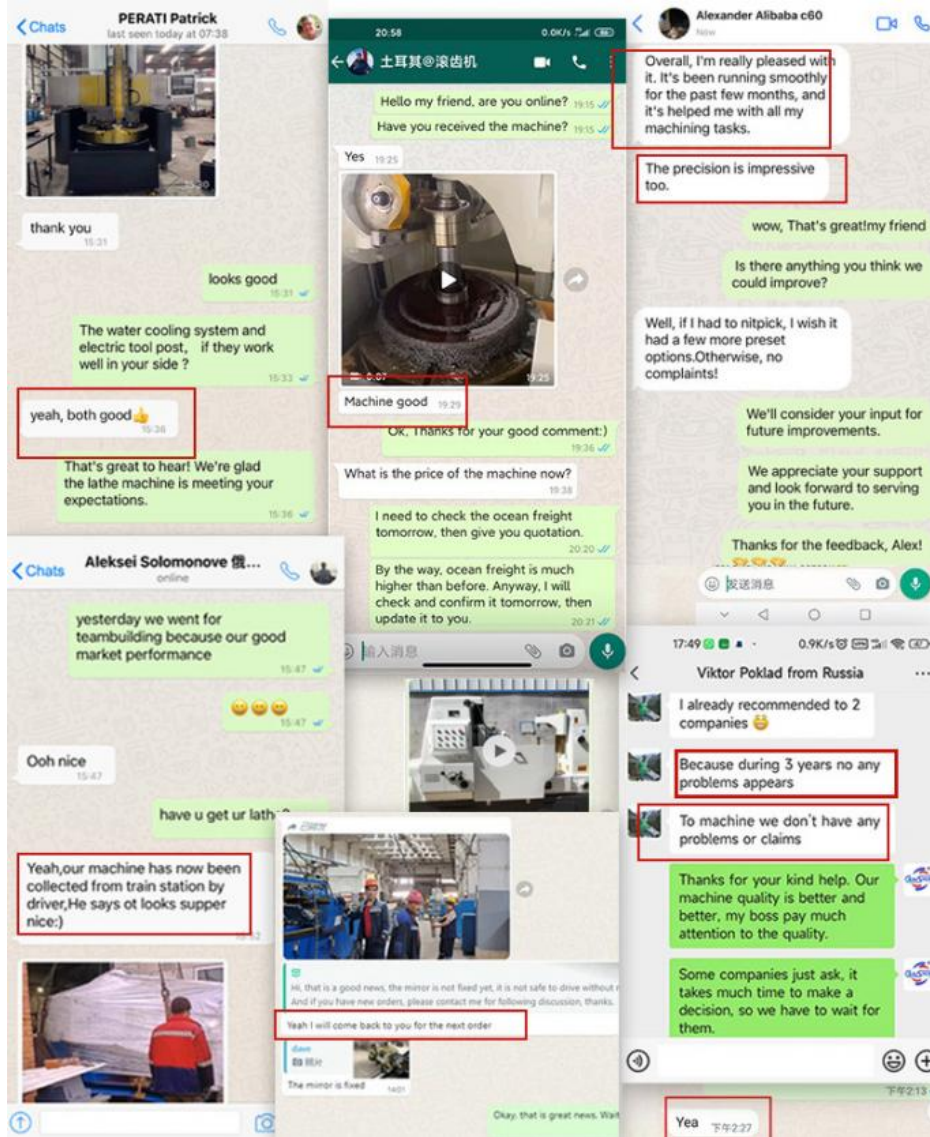


DELIVERING

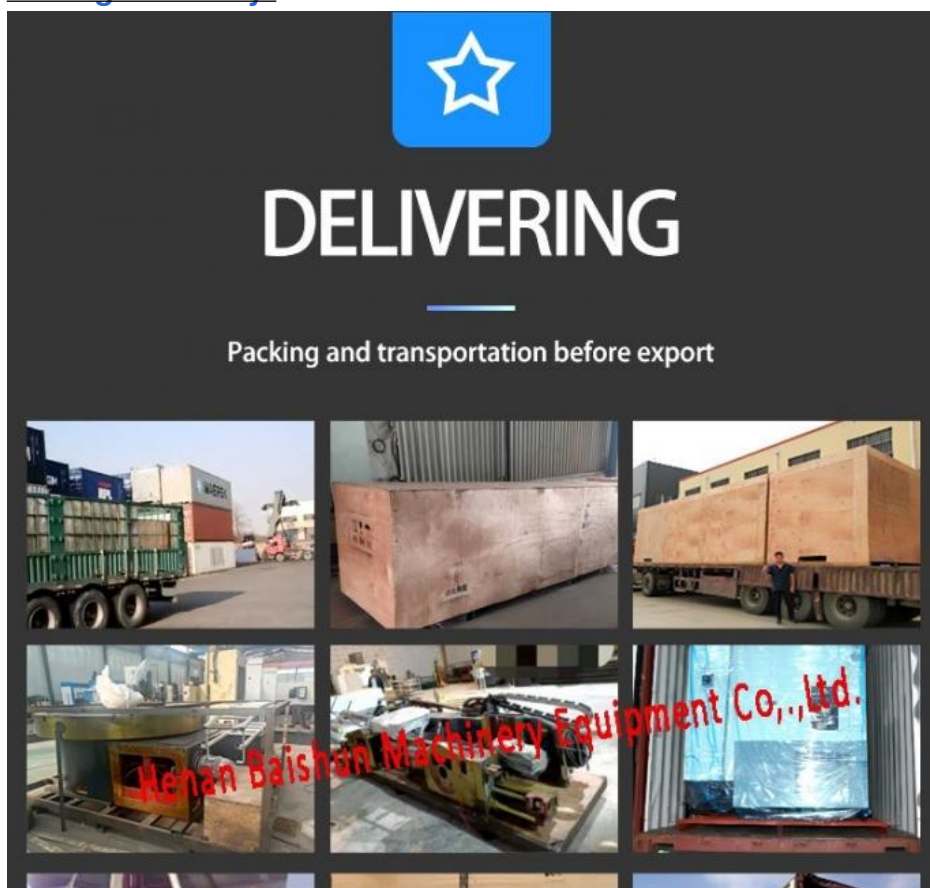
Packing and transportation before export



Customs' feed back:



Packing&Delivery:





WHY CHOOSE US?



Advanced facilities



Reliable quality control



Logistics support



Professional engineers



Machine inspection



Natural aging lathe bed

Grinding and frequency quenching



Horizontal machining center



CNC Gear Grinding Machine



Five-face Machining Center



Renishaw Laser Interferometer



Our services& advantage:

Our Services

We can provides 7x24-hour online pre-sale service, engineer follow-up order service, and logistics delivery operation service, And also we can provide installation services. In addition, with more than 10 years experience of various markets, we can help customers successfully complete a

series of services from purchasing to goods Customs clearance, thereby saving times and also reducing customers' costs in all aspects.

Our advantage:

- 1: With CE, ISO certification.
- 2: Full production tracking.
- 3: Professional engineers can guarantee the highest quality.
- 4: More suppliers as alternatives, guarantee your lowest and competitive price.
- 5: Sales staff with more than 10 years experience, will answer your pre-sales and after-sales questions.
- 6: OEM production is available, to meet customer needs
- 7: Low MOQ (1 unit) is available.
- 8: 24 hours technical support.

Warranty period:

During warranty period (one year), if you have any parts broken because of quality problem, we will supply to you free of charge by express.

Out of warranty period, if you have any question, you can contact us, we will supply our best service to you as usual.

1. Technical support online service provided .
2. Technical files service provided.
3. Machine operation video provided
4. On-site training service provided.
5. Spare parts replacement and repair service provided.
6. All of the questions will be replied within 24 hours



Henan Baishun Machinery Equipment Co., Ltd.



+8618939515188



sale@goodlathe.com



lathemach.com

No.65, Tianming Road, Jinshui District, Zhengzhou City, Henan Province, China